



Approaching User Experience and Design

Power Platform





Housekeeping

- Please silence your phones. If you need to take a call, feel free to step outside and come back in.
- Sessions are being recorded and will be available after.
- Please use this QR code to take the session survey before heading to the next session.
- Survey responses get you more entries into the raffle at the end of the day. (prizes included Surface headphones, Smart Ray Bans, RayBan Meta Smart Bluetooth Glasses, and lots more).
- Wifi Info: BusinessTechnologySummit
Pasword: journeyteam!

Presenter

KOLBY BECK
SOLUTION ARCHITECT



Bad Design


We know it when we see it







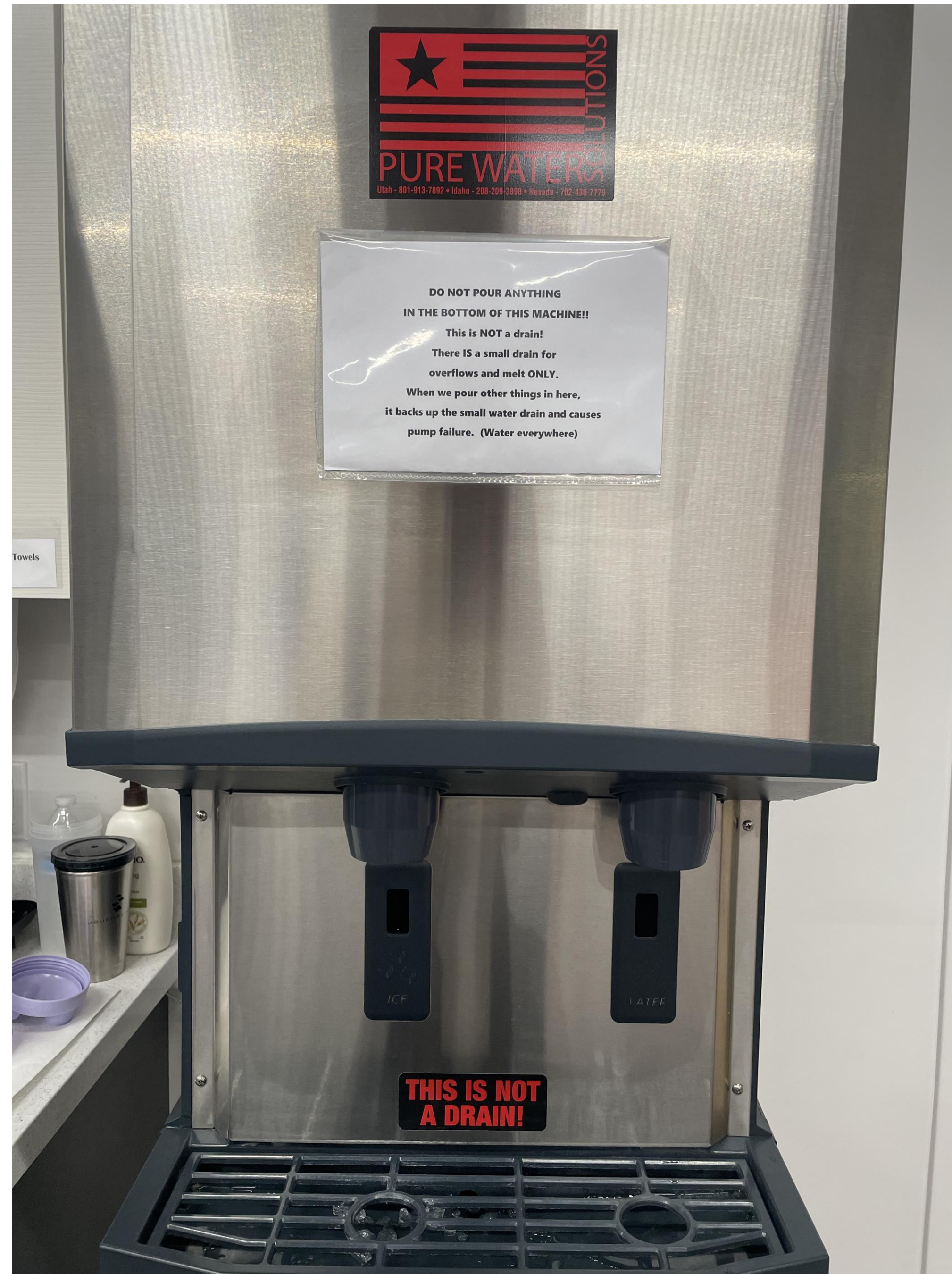






Jakob's Law

"Users will transfer expectations they have built around one familiar product to another that appears similar"




Grading Queue for # CRM Service Account for OIMS


Sort by assignment name Off Select Assignment



SECTION	ASSIGNMENT	STUDENT	SUBM. TIME		
- Section 1011	W04 Project: Call Center	[blurred]	2/2 10:22 PM	Grade	
- Section A5	W06 Project: Restaurant	[blurred]	2/22 2:14 PM	Grade	
- Section A3	W07 Exam: Personal Application Project	[blurred]	2/22 2:33 PM	Grade	
- Section A3	W07 Exam: Personal Application Project	[blurred]	2/22 2:40 PM	Grade	
- Section A5	W07 Exam: Personal Application Project	[blurred]	2/22 2:29 PM	Grade	
- Section A3	W07 Exam: Personal Application Project	[blurred]	2/22 2:52 PM	Grade	2
- Section A3	W07 Exam: Personal Application Project	[blurred]	2/22 2:57 PM	Grade	
- Section A4	W06 Project: Education	[blurred]	2/22 3:11 PM	Grade	
- Section A4	W07 Exam: Personal Application Project	[blurred]	2/22 3:22 PM	Grade	
- Section A4	W07 Exam: Personal Application Project	[blurred]	2/22 3:28 PM	Grade	



Your Power BI tile isn't connected yet



Your Power BI tile isn't connected yet

[Not Started](#)

[In Progress](#)

[Completed](#)



Queue

Completed

Communications

CRM Service Account for OIMS

CO

Load Queue

Filter Query

10

Course

Assignment

Section	Assignment	Student	Submission	Grading Start	Attempt	Status	
- Section A4	W05 Project: Car Dealership 2	[Redacted]	2/27 01:56 AM			Status	Grade
- Section A1	W06 Project: Restaurant	[Redacted]	2/26 11:30 PM			Status	Grade
- Section A5	W07 Exam: Personal Application Project	[Redacted]	2/26 11:01 PM		2	Status	Grade
- Section A1	W07 Exam: Personal Application Project	[Redacted]	2/26 03:46 PM			Status	Grade
- Section A4	W05 Project: Online Retailer	[Redacted]	2/26 02:29 PM			Status	Grade
- Section A4	W04 Project: Call Center	[Redacted]	2/26 11:30 AM			Status	Grade
- Section A1	W06 Project: Education	[Redacted]	2/26 11:16 AM			Status	Grade
- Section A2	W04 Project: Car Dealership 1	[Redacted]	2/26 10:50 AM		2	Status	Grade
- Section A1	W07 Exam: Personal Application Project	[Redacted]	2/26 10:01 AM			Status	Grade

Submission Count: 100

Affordances

"Help users achieve their goal by connecting what an object does according to their conceptual model of what the object SHOULD do"

↑ Push



↓ Pull



↻ Turn



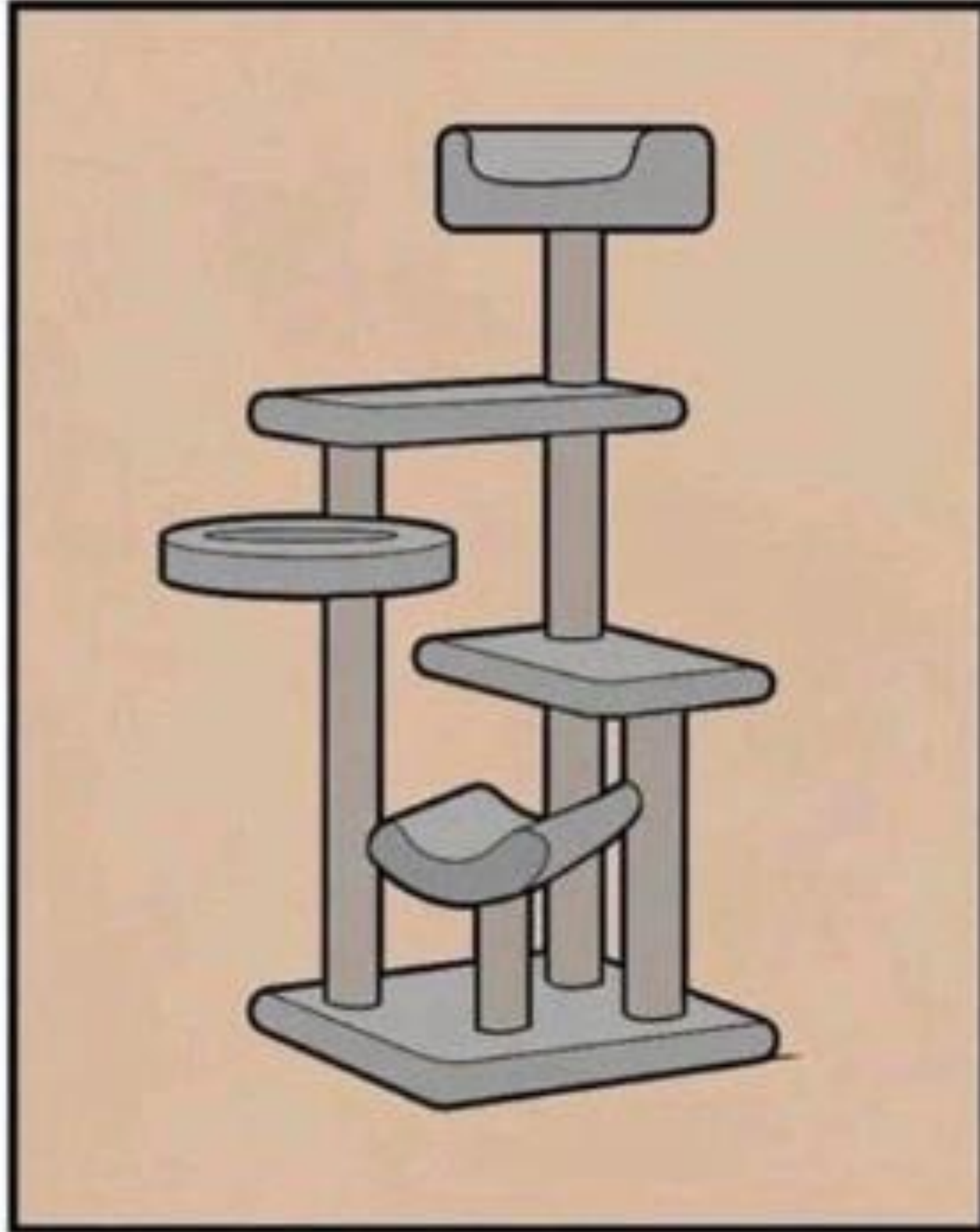





Step 1

Simplify your process

Product Features



User Needs




Analogy vs First Principles

What year was the first flying car invented?

1903



“The first basis from which a thing is known.”





Step 2

Select the correct app

Canvas Apps

Highly customizable

Connects with more than 200 data sources

Driven by User experience

Ideal for task-based or role-based applications

Model-Driven Apps

Restricted Customization available

Specifically using the data stored in Microsoft Dataverse

Driven by data model

Ideal for complex business applications

Step 3

Use modern controls, if canvas app selected

The screenshot displays the Microsoft Power Apps designer interface. At the top, the header includes the 'JOURNEYTEAM' logo, 'Power Apps | App', a search bar, and the environment 'JT Sandbox'. The main workspace shows a screen with a white fill property set to 'Color.White'. The left-hand 'Tree view' pane shows the project structure with 'App' and 'Screen1'. The right-hand 'Properties' pane is open to the 'Properties' tab for 'Screen1', showing 'Fill' as 'Color.White', 'Background image' as 'None', and 'Image position' as 'Fit'. The central canvas contains a large white rectangle with the text 'Add an item from the Insert pane or connect to data'. A yellow circle highlights a mouse cursor over the top edge of the white rectangle. The bottom status bar shows a loading message: 'Waiting for authoring.us-il101.gateway.prod.island.powerapps.com...' and a zoom level of 60%.

Power Apps | Financial Loading (Editing) Environment Development

Financial Uploader **New** Uploads Action Items (2)

New Upload Form

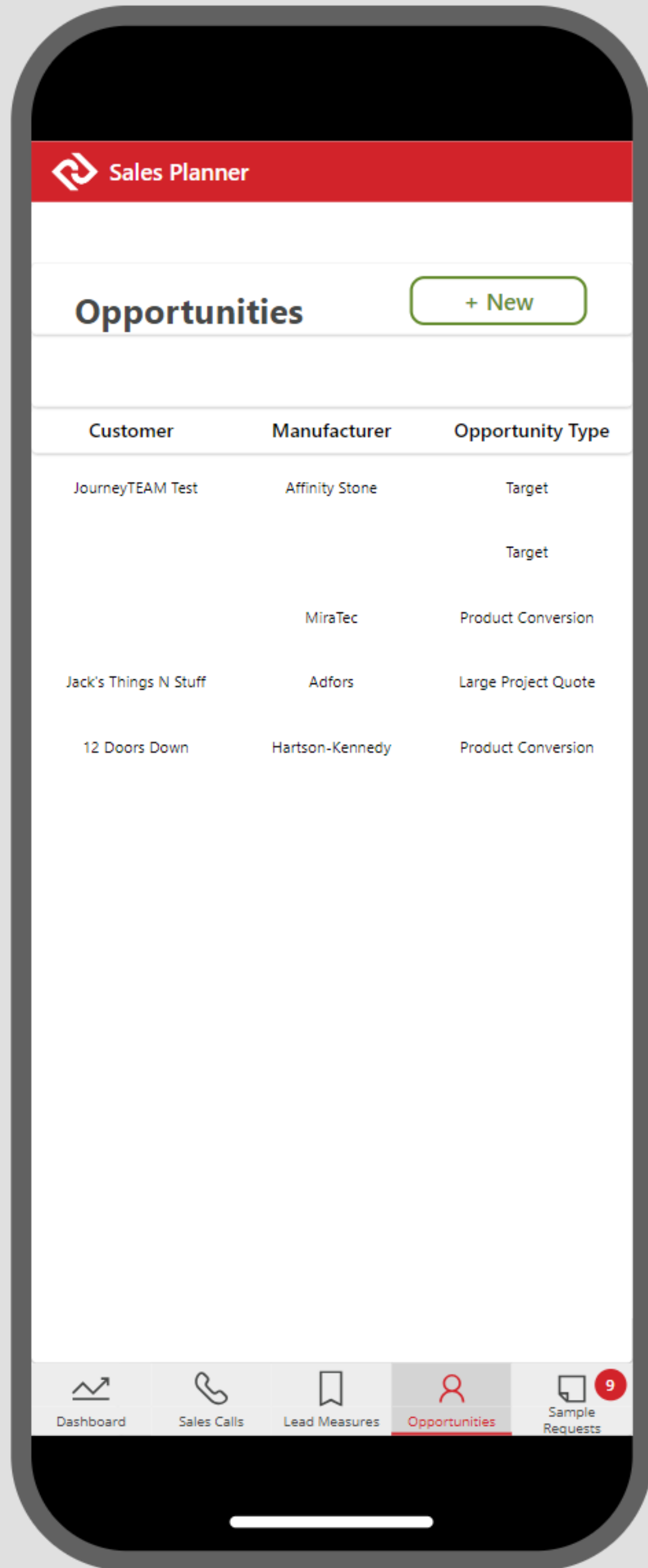
Interim

Select Property

1/31/2024

Property Manager:
MRI loading will be used for this property Override submission process

Accepted file types: .xlsx, .csv, .xls



Step 4

Watch your users use the app



Steps to Good Design

1. Simplify Process
2. Choose the correct app type
3. If using a Canvas App, utilize modern controls
4. Watch users use the app



Examples

Equipment Requests

In Stock Equipment

Description	Category		
SUPERIOR PATRIOT P400 REAR DISCHARGE PLANT	CONE - PLANT	+	>
SUPERIOR PATRIOT P400 REAR DISCHARGE PLANT	CONE - PLANT	+	>
SUPERIOR PATRIOT P400 REAR DISCHARGE PLANT	CONE - PLANT	+	>
SUPERIOR PATRIOT P400 REAR DISCHARGE PLANT	CONE - PLANT	+	>
SUPERIOR PATRIOT P400 REAR DISCHARGE PLANT	CONE - PLANT	+	>
SUPERIOR PATRIOT P400 REAR DISCHARGE PLANT	CONE - PLANT	+	>
TEREX/CEDARAPIDS CRC150 PORTABLE CRUSHING	CONE - PLANT	+	>
TEREX/CEDARAPIDS CRC150 PORTABLE CRUSHING	CONE - PLANT	+	>
TEREX/CEDARAPIDS CRC150 PORTABLE CRUSHING	CONE - PLANT	+	>
TEREX/CEDARAPIDS CRC150S PORTABLE CRUSHING-	CONE - PLANT	+	>
TEREX/CEDARAPIDS CRC150S PORTABLE CRUSHING-	CONE - PLANT	+	>
TEREX/CEDARAPIDS CRC150S PORTABLE CRUSHING-	CONE - PLANT	+	>

Update Request

SUPERIOR PATRIOT P400 REAR DISCHARGE PLANT

Deactivate Request

Expiration Date

Request Type

Rent

Estimated Start Date

02/07/2024

Estimated Duration in Months

6

Customer

FANN CONTRACTING

Sales Office

102 - BOISE

Signed Agreement

Completions 2-2-2024 11-22-26 AM.xlsx

Save & Close Cancel

Update Request

SUPERIOR 36"X60' STACKABLE CONVEYOR

Deactivate Request

A signed agreement is required by the expiration date

Expiration Date

1/27/2024

Request Type

Rent

Estimated Start Date

02/07/2024

Estimated Duration in Months

7

Customer

1401ST ENGINEER DETACHMENT (QU...

Sales Office

102 - BOISE

Signed Agreement

There is no file.

Upload file

Save & Close Cancel

March 2022

Sun	Mon	Tue	Wed	Thu	Fri	Sat
27	28	1	2	3	4	5
6	7	8	9	10	11	12
13	14	15	16	17	18	19
20	21	22	23	24	25	26
27	28	29	30	31	1	2

Notes Today

Schedule Notes

Staff Notes

View Staff

Reservations

New Reservation



Hosts	Experience	Status	Location	Search
+				
11:00 AM Guests: 6 2 Complimentary				
33263	4		Veranda - Veranda 3	Complete
33217	2		Partners' Room - 32	Complete
11:00 AM Guests: 4				
33454	4		Partners' Room - 22	Complete
11:30 AM Guests: 8 3 Courtyard Tasting				
33440	2		CTR - Table 6	Complete
32258	4		CTR - Table 4	Complete
33404	2		CTR - Table 1	Complete
11:30 AM Guests: 7				
32501	2		Partners' Room - 36	Complete
33191	2		Partners' Room - 24	Complete



2/28/2024

+ Health Referral

+ Incident

Close Class

Attendance View

Total: 100 Present: 57 Absent: 3

Students		Attendance	Time In	Health Check	Meals	Diaper Changes	Notes
Fawkes Beck		P	2:23 PM		B L S	+ 0	
Fawkes Beck		A					
Fawkes Beck		A					
Heather Horton		P	4:01 PM		B L S	+ 1	
Fawkes Beck		P	4:01 PM		B L S	+ 0	
Barack Obama		P			B L S	+ 0	
Fawkes Beck		P	4:01 PM		B L S	+ 0	
Kolby Deck		P	4:20 PM		B L S	+ 0	
Lisa Marie Presley		P	4:29 PM		B L S	+ 0	
Marcia Brady		P			B L S	+ 0	
Cindy Brady		P			B L S	+ 0	
Greg Brady		P			B L S	+ 0	
		P			B L S	+ 0	

Waiting for browser.pipe.aria.microsoft.com...



Dynamics 365 | The Sandbox New look 🔍 ⚙️ + 🗑️ ? 🗨️ JT

SANDBOX

← 📄 🗑️ 📄 Save 📄 Save & Close 🗑️ Deactivate 🗑️ Delete 🗑️ Disenroll 🛠️ Create Activities 🔄 Refresh 🔍 Check Access 📄 Process 📄 Assign 📄 Flow 📄 Word Templates 📄 Run Report 📄 Share

Hal Beck - Saved

Enrollment · Management Team Form

General Family Services PIR **Education** Transitions Health Disability Mental Health Incidents Transportation Attendance In Kind Attachments Related

2/22/2024 Enrollment Date

5 Cumulative Enrolled Days

Enrolled Status

Journey Team Teacher

Upcoming Teacher Home Visits

<input type="checkbox"/>	Subject	Performance Due Date	Due Date
<input checked="" type="checkbox"/>	1st Teacher Home Visit	3/6/2024	4/6/2024 6:00 PM
<input type="checkbox"/>	2nd Teacher Home Visit		9/18/2024 6:00 ...

Rows: 2 Selected: 1

Upcoming Parent Teacher Conferences

<input type="checkbox"/>	Subject	Performance Due Date	Due Date
<input type="checkbox"/>	1st Parent Teacher Co...		10/28/2024 1:0...
<input type="checkbox"/>	2nd Parent Teacher Co...		10/28/2024 1:0...
<input type="checkbox"/>	1st Parent Teacher Co...		10/28/2024 1:0...

Rows: 3

Upcoming Screenings

<input type="checkbox"/>	Subject	Performance Due ...	Due ...
<input type="checkbox"/>	ASQ		2/29/20
<input type="checkbox"/>	ASQ		3/5/202
<input type="checkbox"/>	ASQ:SE	3/6/2024	6/5/202
<input type="checkbox"/>	ASQ	3/6/2024	6/5/202

Rows: 4

People

- Children
- Contacts
- Families

Education Focused

- Placement
- Absent Students
- Incidents

Family Focused

- Home Visits
- Strengths and Needs...

Other

- Case Reviews
- Case Review Tasks
- Referrals
- Goals

FS Family Services



RABT Offer

Rapid **A**utomation of **B**usiness **T**asks

Free comprehensive governance tailored for the effective use of the Power Platform

- Governance Framework
- Tailored Assessment
- Vision & Roadmap

Request this offer on the survey!

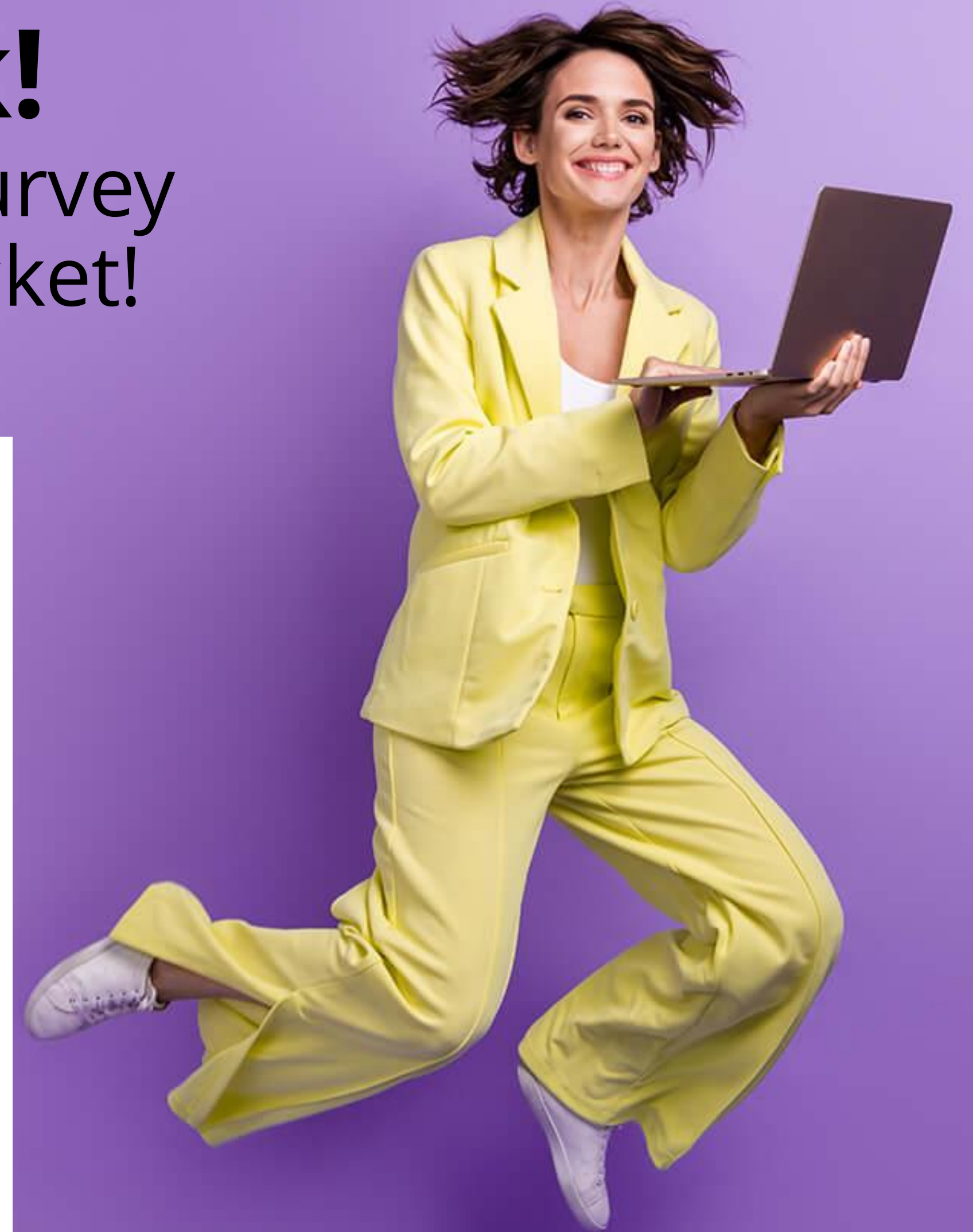
- Talk to me about an App In A Day training



Q & A

We love feedback!

Please complete the session survey for an extra giveaway raffle ticket!





Thanks for watching!

**Ready to connect on next steps?
@journeyteam.com**

